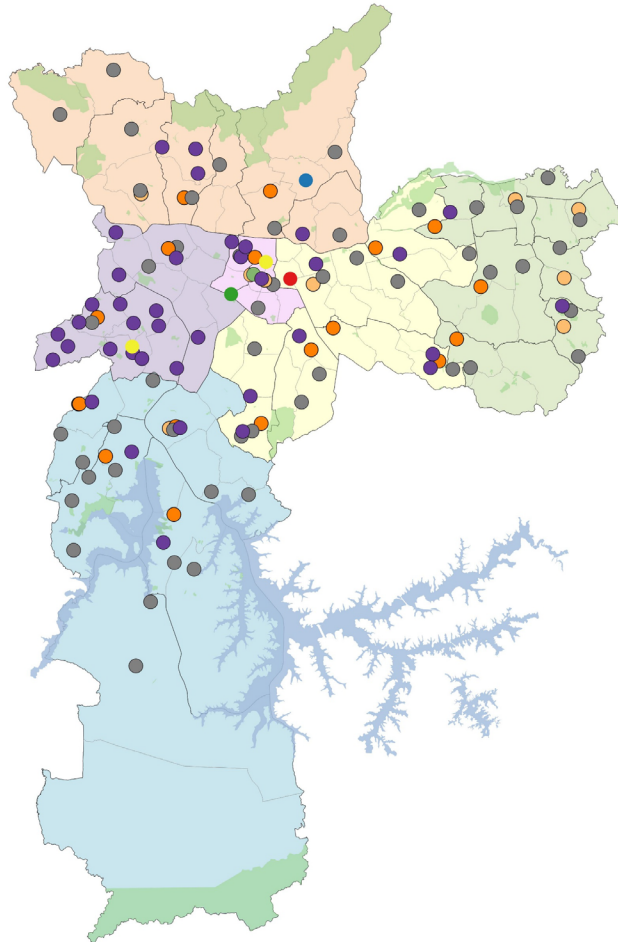




PEP implementation in the city of São Paulo



São Paulo



Legenda:

Estabelecimentos / serviços de saúde: [120]

- Rede Municipal Especializada em IST/Aids: [28]
- Centro de Testagem e Aconselhamento (CTA) [9]
- Estação Prevenção - Jorge Beloqui [1]
- Serviço de Atendimento Especializado (SAE) [17]
- CTA da Cidade* [1]
- Canal SPreP - PrEP e PEP on-line no app e-SaúdeSP* [1]
- Urgência / Emergência: [53]
- AMA 24 h, PA, PS e UPA
- Rede SampaTrans: [38]
- UBS, AMA/UBS, CS, HD e AE

Máquinas automáticas de PrEP e PEP: [5]

- Estação Brás - Metrô Linha Vermelha [1]
- Estação Tucuruvi - Metrô Linha Azul [1]
- Estação Consolação - Metrô Linha Verde [1]
- Estação Luz - Metrô Linha Amarela [1]
- Estação Vila Sônia - Metrô Linha Amarela [1]

- Distrito Administrativo [96]
- Supervisão Técnica de Saúde [27]
- Coordenadoria Regional de Saúde [6]

Nota: * Estabelecimentos/serviços não representados no mapa.
Fonte: Rede Municipal Especializada em IST/Aids e Urgência/Emergência - Cadastro Nacional de Estabelecimentos de Saúde - CNES/Ministério da Saúde - MS | ESTABSUS/CEInfo/SMS-SP; Rede SampaTrans e máquinas automáticas de PrEP e PEP - Coordenadoria IST/Aids.
Elaboração: NGISA/CEInfo/CIS/SERMAP/SMS-SP em Maio/2026.

Population:

More than 12 million inhabitants


People diagnosed with HIV/Aids:

Approximately 100,000 (since 1980)

9

HIV Testing and Counseling Services

1



Online channel



5

PrEP and PEP vending machines

1



Prevention Station

Specialized Municipal Healthcare Service



5

Lockers for HIV self-testing kits and prevention supplies

17

Specialized Healthcare Services (SAE)



1

Mobile HIV Testing and Counseling Service (CTA)



2015



PEP incorporated as a guideline within Combination Prevention.

Brazil has offered PEP since 1999.

At the specialized healthcare network in STI/Aids (SHN-STI/Aids)

Across all Specialized Care Services (SAE)

2019



Expansion of PEP across healthcare units

Inclusion in Testing and Counseling Centers (CTAs) and the Urgency and Emergency Healthcare Network

2020



PrEP Implementation in the Sampa Trans Network



Regulation authorizing prescription by nurses, pharmacists and dentists

2021



Implementation of PrEP project on the street




Opening of the city's CTA (Testing and Counseling Center)

2023



Inauguration of the Jorge Beloqui Prevention Station



Inauguration of SPrEP – online PrEP and PEP

2024



Inauguration of the Automated PrEP and PEP vending machines

2025

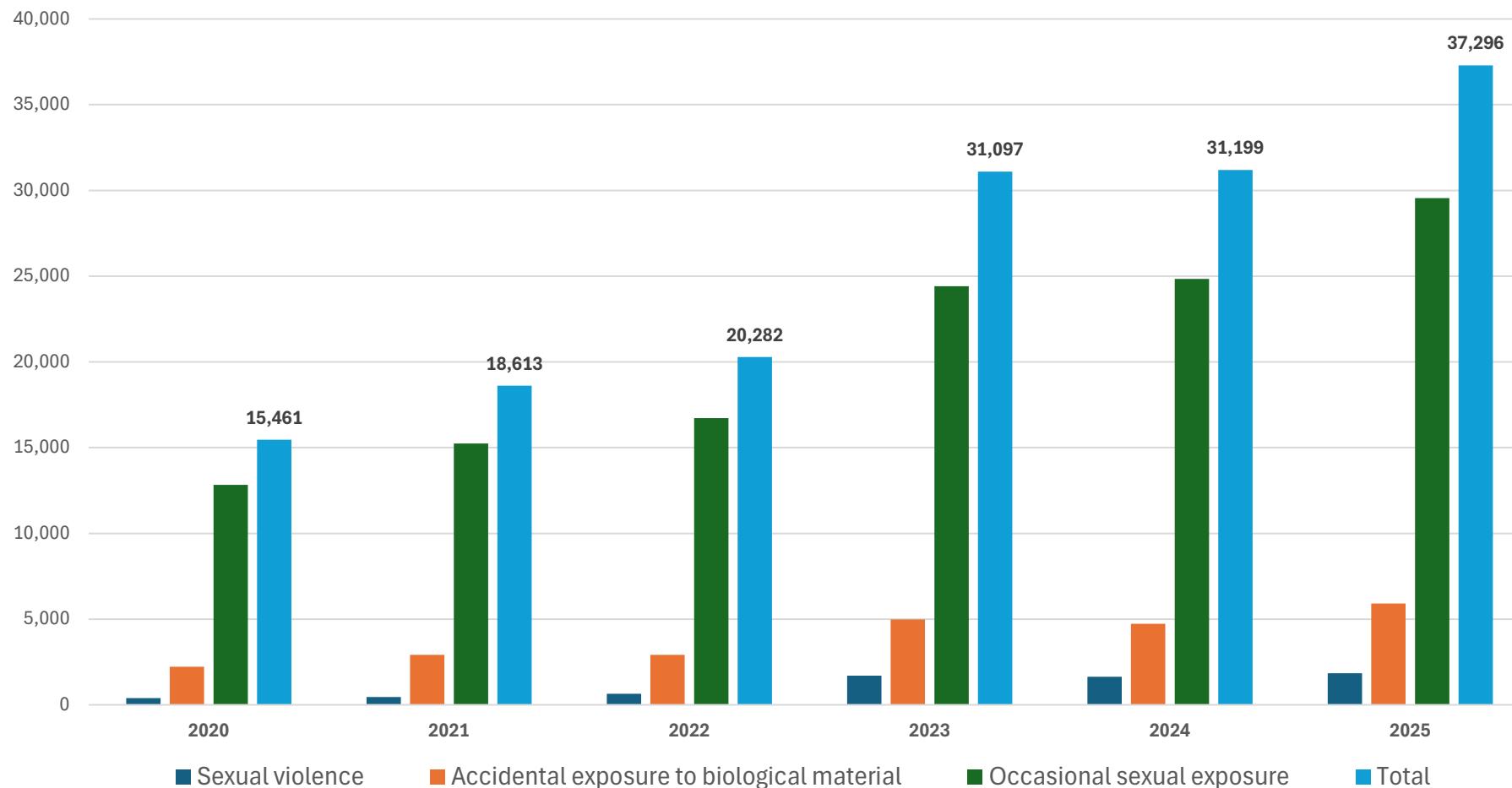


Inauguration of Lockers for HIV self-testing kits and prevention supplies

Objective

To expand access points for HIV prophylaxis, particularly at night, on weekends, and in locations closer to where people gather, while reducing barriers, strengthening the sexual healthcare network and promoting HIV prevention beyond traditional healthcare services.

PEP per Category of Exposure , 2020 – 2025, at Municipal Healthcare Services in São Paulo



Source: SICLOM, Ministry of Health, Brazil, 2026

New HIV prophylaxis delivery strategies

PrEP ON THE STREET

More than

3,400

activities since 2022



Re-engaging more than

100

Patients who discontinued ART



Source: Painel SPPrEP from June/2023 to March/2026

218,000

Rapid test for HIV, syphilis, hepatitis B and C

More than

9,300

New registrations for PrEP

More than

1,800

PrEP kits distributed

84,000

Self-tests



CTA

OF THE CITY
OUR ITINERANT CTA



From Thursday to Sunday

From 5:00pm to 10:00pm

10,000
CONSULTATIONS

462
PEP



90
ART

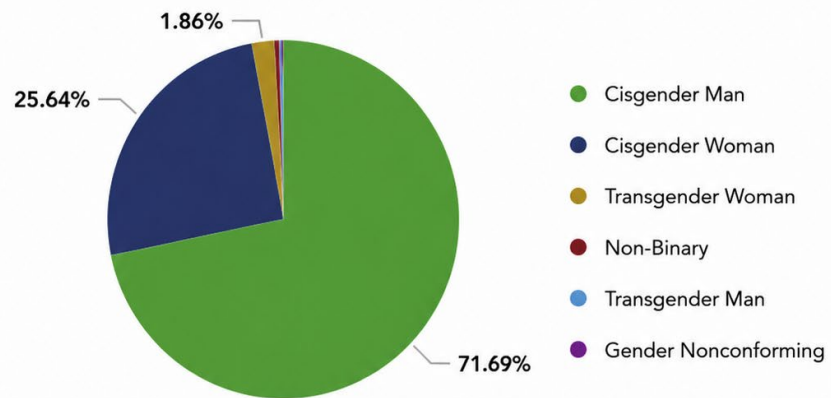


4072
PrEP

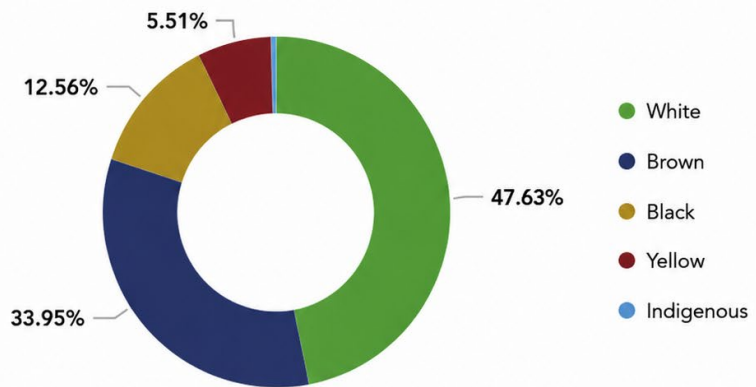


Fonte: Dashboard SPREP from June /2023 to March/2026

Services by Gender Identity



Services by Race/Color



Fonte: Painel SPREP from June/2013 to March /2026

Estação Prevenção

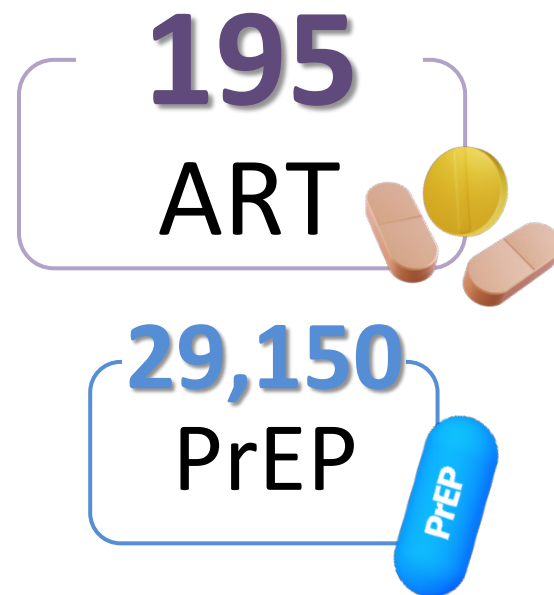
Jorge Beloqui



Prevention Station

Jorge Beloqui

From **Tuesday** to **Saturday**
from **5:00pm** to **11:00pm**.



HIV test

Lubricants

PrEP and PEP

Condoms

ART initiation

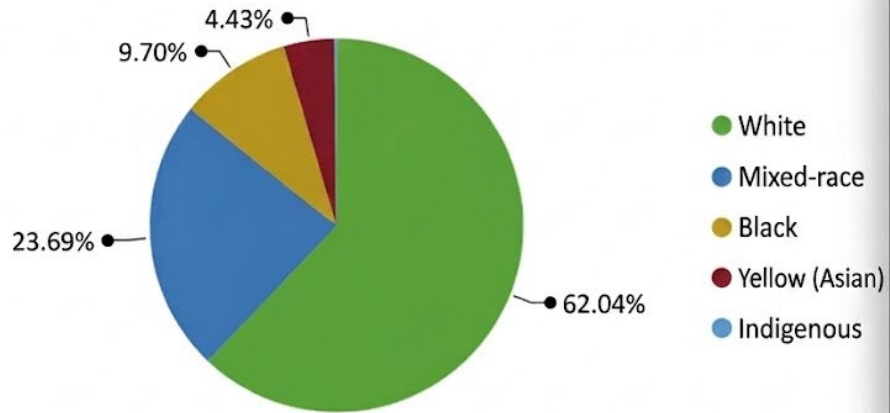
HIV self-test



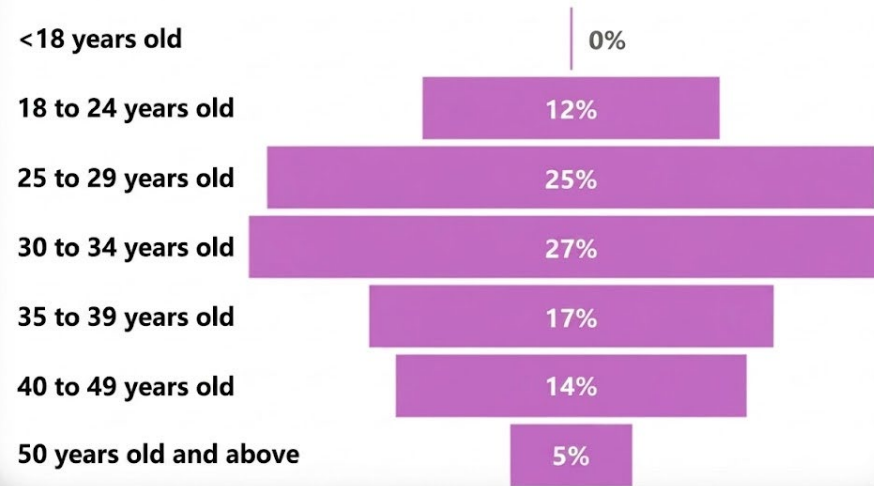
Average of **80 consultations per day**, with a record of **150 consultations in a single day**

Source: SPrEP Dashboard (June 2023 to March/2026)

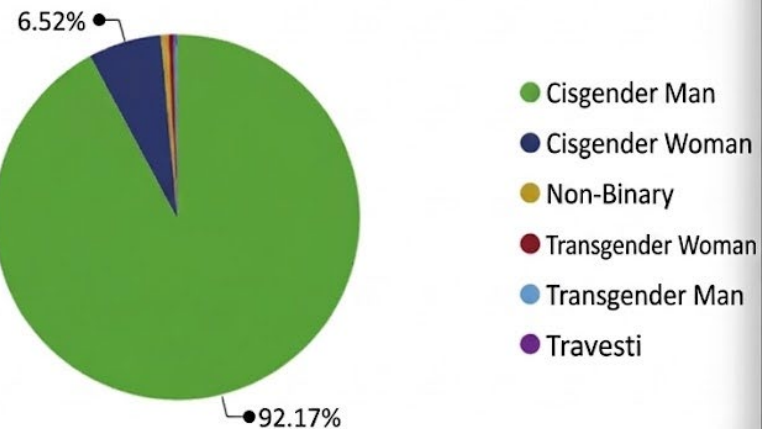
Services by Race/Color



Services by Age Group



Services by Gender Identity



Fonte: Painel SPREP de junho de 2023 a março/2026



23,150
CONSULTATIONS

SERVICE

Available daily (including **holidays** and **weekends** from 6:00pm to 10:00pm).

5,760

PEP



13,600

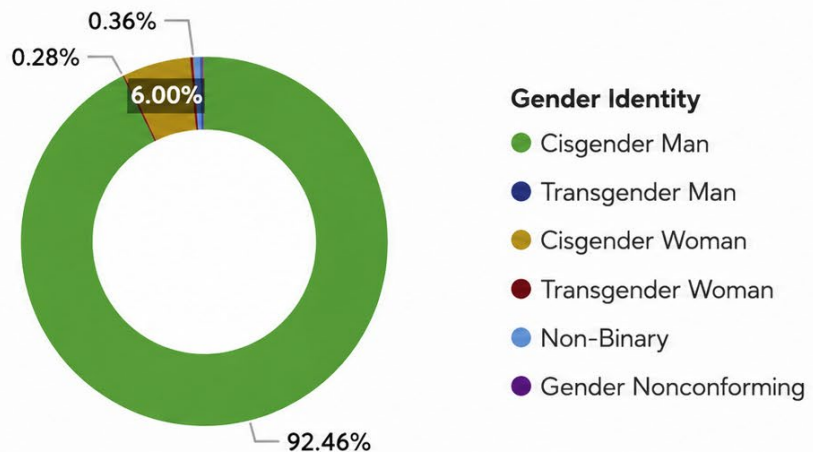
PrEP



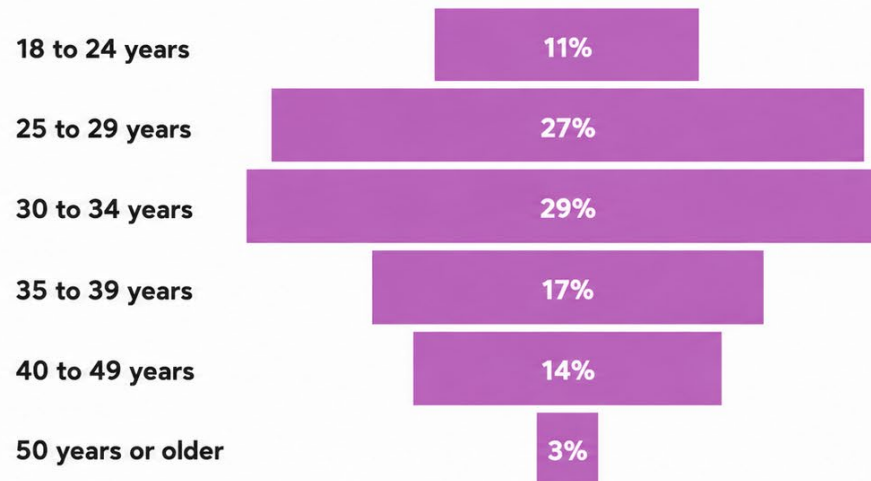
5,000
initiated

Source: SPrEP Dashboard from June/2023 to March/2026

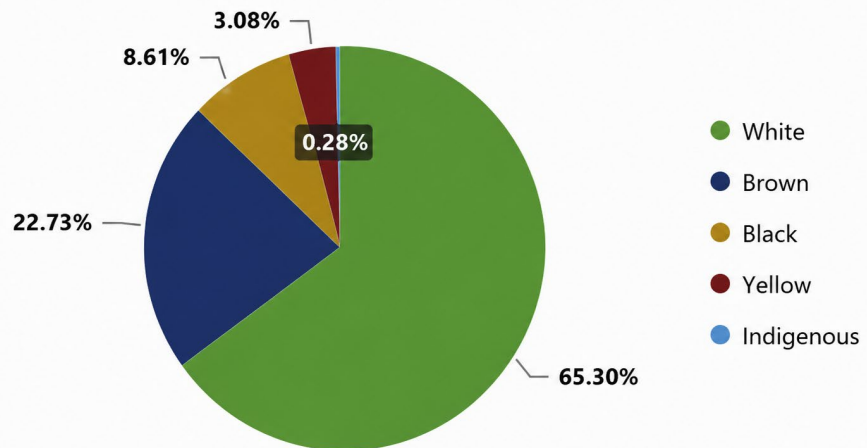
Services by Gender Identity



Services by Age Range



Services by Race/Color



77%
of services provided to
cisgender women
are for **PEP**.



Fonte: Painel SPPrEP de junho de 2023 a março/2026

Automated PrEP and PEP vending machines



4:40am to midnight

Luz Station

Vila Sônia Station

Santana Station

24h – WEEKENDS

Consolação Station

24h – WEEKENDS

Brás Station

24h – WEEKENDS

Automated PrEP and PEP machines

Overview




Approximately
12,000
medication pickups

3,500
PEP



Source: e-healthSP/UniLogWF from June/2024 to March/2026

8,200
PrEP



12,000
Self-tests

More than

83,500

registrations



Vaccination

HPV

Hepatitis A

Source: SICLOM/MS, from 2018 to March 2026

More than

153,000

PEP provided



Source: SICLOM/MS, from 2020 to 2025

9th CONSECUTIVE YEAR OF REDUCTION IN NEW HIV INFECTIONS

↓ 56%

From 3.138 to 1.662 new cases from 2016 to 2025.

Source: 2026 Epidemiological Report.





57%

reduction in new HIV infections among young people aged 15–29

Between 2016 and 2025.

Source: 2026 Epidemiological Report.

PUBLIC HEALTH ACCESS & INFORMATION

    @ISTAIDSSP
prefeitura.sp.gov.br/istaids



Towards the Elimination of the HIV Epidemic in the City of São Paulo.



CITY HALL OF SÃO PAULO

Thank you!

Adriano Queiroz da Silva

Department of STI/Aids in the city of São Paulo

adrianosilva@prefeitura.sp.gov.br

+55 11983872576



CITY HALL OF SÃO PAULO